



# CYCLE TIMER

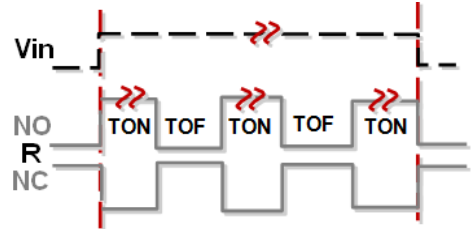
CKK-AVGTMR-xxx

### Timer Features:

- Microcontroller based timing
- Remaining/Elapsed Time Display
- Optional Password protection for unit/range
- Set time range from 0.01 sec to 999 hours
- Digital setting with 1% resolution, 1% Absolute Accuracy, and 1% Repeat Accuracy

### Timer Function:

When input power is applied, the Relay output is energized (contacts transfer) and the TON timer begins counting down from the set TON time. At the end of the TON time, the relay de-energizes and the TOF time begins its countdown. At the end of the TOF time, the relay is re-energized and the cycle repeats as long as power is applied.



### TECHNICAL DATA

#### TIME DELAY

**Range:** Depends on the Time Unit

**S<sub>SEC</sub>** 0.01 - 9.99 seconds

**SEC** 1 - 999 seconds

**min** 1 - 999 minutes

**Hr** 1 - 999 hours

**Repeat Accuracy:** +/-1% or 20 ms, whichever is greater

**Reset Time:** 5 ms max. (2 ms typical)

#### ENVIRONMENTAL

**Storage Temperature:** -50°C to 150°C

**Operating Temperature:** -20°C to 60°C

#### INPUT

**Operating Voltage:**

120, 240 VAC; 12, 24 VDC ±10%  
(Unfiltered input voltage to DC Models must be full-wave rectified)

**Power Consumption:** 3 VA max.

**Frequency:** 50/60 Hz

#### PROTECTION

**Dielectric Breakdown:** 2000 VAC, RMS min. at 60 Hz between input and outputs and 1000VAC between outputs

**Polarity:** DC units are reverse polarity protected

#### OUTPUT

**Type:** Relay contacts

**Form:** DPDT (Double Pole Double Throw), 2 form C

**Rating:** 7A max. Resistive at 250 VAC; 100 mA at 5 VDC min. load current

**Life (Number of Operations):**

Mechanical: 1 x 10<sup>7</sup>

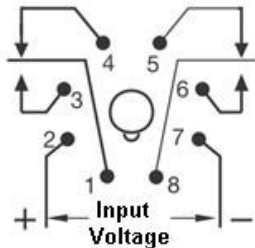
Electrical: 1 x 10<sup>5</sup>

### MECHANICAL DATA – WIRING AND DIMENSIONS

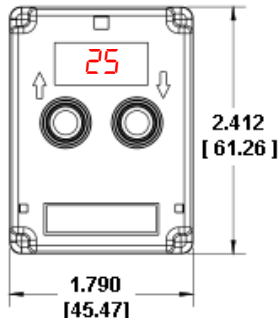
**Termination:** 8-pin plug

**Mounting type:** Socket Mount

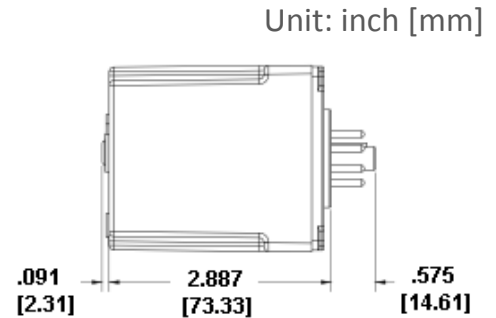
**Dimensions:** 1.790 x 2.887 x 2.412 in.



(Polarity is shown for DC Models)  
**8-PIN CONFIGURATION**



**FRONT VIEW**



**SIDE VIEW**

### HOW TO ORDER

Timers

**12 VDC Input:**

**24 VDC Input:**

**120 VAC Input:**

**240 VAC Input:**

**CKK-AVGTMR-466**

**CKK-AVGTMR-462**

**CKK-AVGTMR-461**

**CKK-AVGTMR-465**



Socket: All models require an 8-pin socket listed below:

**8 Pin Socket:**

**AVG-TMRSKT-8PIN**

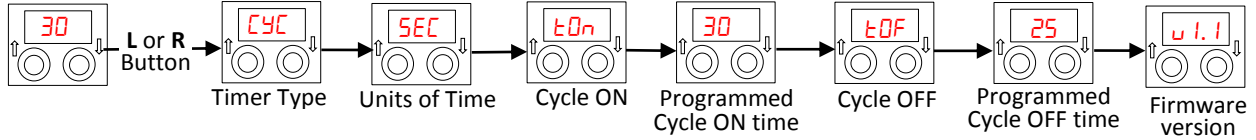


## Operation and Programming

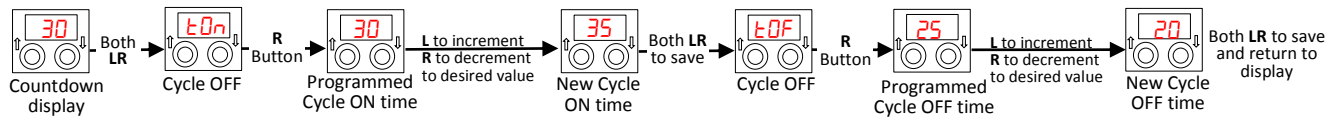
Timer has two buttons and a 3 digit display for programming. The following button actions are used in programming:

- Pressing Left (L) or ↑ button increments a value or moves from one parameter to another.
- Pressing Right (R) or ↓ button decrements a value or selects a parameter to edit.
- Pressing Both Left and Right (LR) button saves the displayed value and/or advances timer to next parameter.
- Pressing Left (L) or Right (R) from the countdown display will prompt timer to scroll through programmed values.

### View Programmed Values:



### Adjust TON or TOF:



### Programming Mode:

